

DOWNLOAD & CREATE AN ACCOUNT IN THE



STEP

1

**DOWNLOAD THE
BRUINS + TD
GARDEN APP IN
THE APP STORE OR
GOOGLE PLAY.**



STEP

2

**LOGIN USING YOUR
TICKETMASTER LOGIN
AND PASSWORD.
FOLLOW THE
PROMPTS TO CREATE
A LOGIN IF YOU DO
NOT HAVE ONE**



STEP

3

**FORGOT YOUR
PASSWORD?**

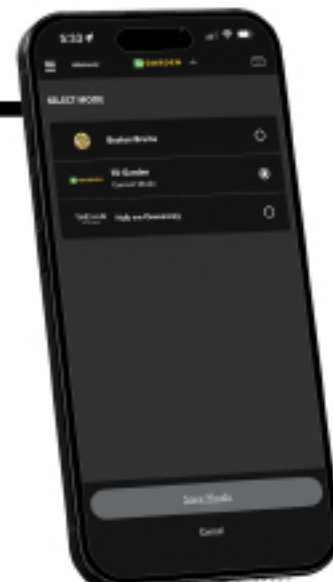
**CLICK THE
'FORGOT
PASSWORD'
BUTTON TO RESET**



STEP

4

**ONCE YOU ARE LOGGED
IN, USE THE TOP DROP
DOWN ARROW TO
SELECT YOUR
PREFERRED DEFAULT
APP MODE: BRUINS,
TD GARDEN, OR THE HUB.
YOU CAN TOGGLE
BETWEEN ALL 3 MODES
AT ANY TIME!**



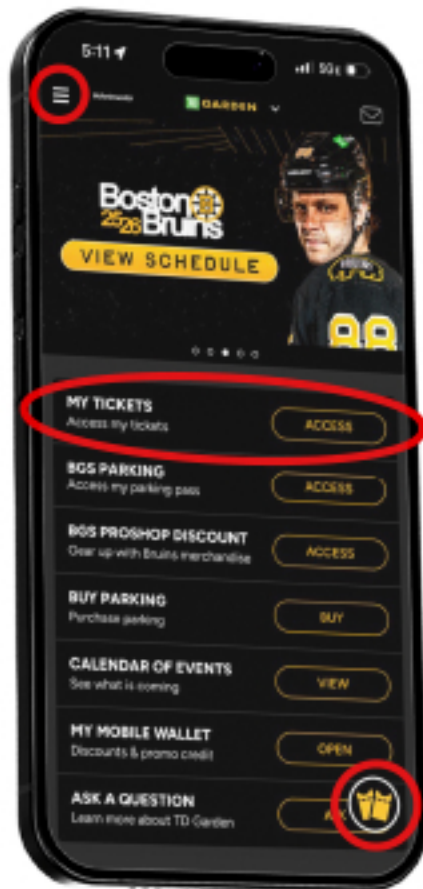
ACCESSING & MANAGING YOUR TICKETS



ACCESSING YOUR TICKETS

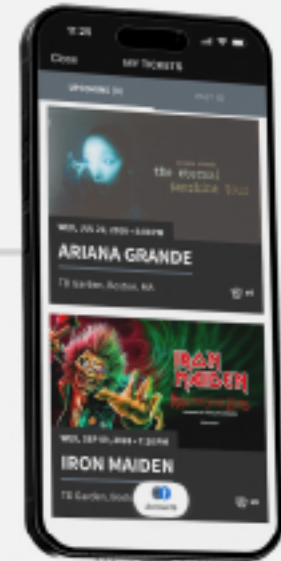
THERE ARE 3 WAYS TO ACCESS YOUR TICKETS IN THE APP

- 1** CLICK THE QUICK BUG TICKET ICON IN THE LOWER RIGHT CORNER AND SELECT 'ACCESS MY TICKETS'
- 2** CLICK THE 'HAMBURGER MENU' IN THE TOP LEFT CORNER AND SELECT 'ACCESS TICKETS' FROM THE DISPLAY MENU.
- 3** SELECT 'MY TICKETS' FROM THE MAIN MENU ON THE HOME SCREEN



MANAGING YOUR TICKETS

- 1** VIEW ALL YOUR TD GARDEN EVENT TICKETS IN ONE PLACE



- 2** TO SEND YOUR TICKETS TO ANOTHER PERSON, SELECT YOUR EVENT TICKET, HIT 'TRANSFER' AND FOLLOW THE PROMPTS

